

BOMB THREAT MANAGEMENT

SAC MIKE CLAYTON

GBI BOMB DISPOSAL UNIT

- HOW WOULD YOUR FACILITY RESPOND TO A BOMB THREAT?



CONFUSION

DEVELOP A PLAN TO MANAGE YOUR RESPONSE

- BOMB THREAT
- SUSPICIOUS PACKAGE / ITEMS
- POST BLAST

THE PLAN SHOULD

- EMPHASIZE SAFETY
- REDUCE CONFUSION
- MINIMIZE LOSS OF PRODUCTION

DEVELOP A PLAN USING ALL AVAILABLE RESOURCES

- FACILITY PERSONNEL
- LAW ENFORCEMENT
- FIRE AND EMS
- COUNTY AND STATE EMA
- GBI BOMB DISPOSAL UNIT

- DEVELOP THE PLAN IN CONJUNCTION WITH EXISTING SECURITY PLAN

A BOMB INCIDENT PLAN SHOULD OUTLINE

- HOW TO HANDLE A BOMB THREAT
- HOW TO CONDUCT A SEARCH
- WHAT TO DO IF A SUSPICIOUS PACKAGE OR DEVICE IS FOUND
- EVACUATION PROCEDURES

DESIGNATE A CHAIN OF COMMAND

- WHO WILL EVALUATE THE INCIDENT
- KNOW WHAT PROCEDURES WILL BE FOLLOWED BASED ON THE TYPE OF INCIDENT

COMMAND CENTER

- PRIMARY AND ALTERNATE LOCATION
- DESIGNATED PERSONNEL ASSIGNED TO THE COMMAND CENTER
- MAINTAIN A ROSTER OF IMPORTANT CONTACT NUMBERS
- PRIMARY AND ALTERNATE MEANS OF COMMUNICATION

EVACUATION PLAN

- FLEXABLE
- SAFE
- CONSIDER THE TIME OF DAY AND THE WEATHER

SEARCHING THE FACILITY

- DESIGNATED SEARCH TEAMS
- DESIGNATED AREAS TO SEARCH
- ESTABLISHED SEARCH TECHNIQUES

THE TYPE OF INCIDENT DETERMINES THE RESPONSE

- TELEPHONE THREAT
- WRITTEN THREAT
- SUSPICIOUS PACKAGE / ITEM FOUND

TELEPHONE THREAT

- HAVE A SIMPLE TO FOLLOW PROCEDURE FOR THE PERSON RECEIVING THE THREAT
- BE PREPARED TO ASK THE CALLER A SERIES OF QUESTIONS

QUESTIONS

- WHEN WILL THE BOMB EXPLODE?
- WHERE IS THE BOMB?
- WHAT DOES THE BOMB LOOK LIKE?
- WHAT KIND OF BOMB IS IT?
- WHAT WILL CAUSE THE BOMB TO EXPLODE?

QUESTONS

- DID YOU PLACE THE BOMB?
 - WHERE ARE YOU CALLING FROM?
 - WHAT IS YOUR ADDRESS?
 - WHAT IS YOUR NAME?
-
- IF POSSIBLE THE CALL SHOULD BE RECORDED

PERSON RECEIVING THE CALL SHOULD

- NOTE THE TIME
- THE EXACT WORDS OF THE CALLER
- ACCENT OR VOICE CHARACTERISTICS
- WAS THE VOICE FAMILIAR
- BACKGROUND NOISES

BOMB THREAT CHECK LIST

- HAVE A CHECK LIST AVAILABLE THAT INCLUDES QUESTIONS TO ASK THE CALLER

SEARCHING THE FACILITY

- USE PERSONNEL FAMILIAR WITH THE AREA
- THE EVACUATION AREA AND ROUTE MUST BE SEARCHED PRIOR TO EVACUATING
- DOCUMENT PROGRESS OF THE SEARCH

WHEN DO WE SEARCH?

WHEN DO WE EVACUATE?

**WHEN DO WE NOTIFY LAW
ENFORCEMENT?**

EVALUATE THE THREAT

- LOOK FOR INDICATORS THAT MAY CREDIT / DISCREDIT THE THREAT
- IDENTIFY DISGRUNTLED INDIVIDUALS THAT MAY HAVE A MOTIVE

INDICATORS

- EXPLOSIVE DEVICE
- SUSPICIOUS PACKAGE
- SUSPICIOUS PERSON IN FACILITY
- SIGNS OF FORCED ENTRY
- A NOTE INSIDE THE FACILITY
- PREVIOUS THREATS

- AN EXACT ANSWER FOR ALL THREATS IS DIFFICULT

THE THREE OPTIONS

- IGNORE THE THREAT
- EVACUATE IMMEDIATELY
- EVALUATE, SEARCH AND IF NECESSARY ... EVACUATE







SUSPICIOUS PACKAGE EXPLOSIVE DEVICE

- DO NOT TOUCH IT
- DO NOT MOVE IT
- DO NOT OPEN IT
- LEAVE IT ALONE
- EVACUATE THE AREA
- CALL LAW ENFORCEMENT

EVACUATION DISTANCE

- MINIMUM OF 1000 FEET
- IF YOU DO NOT HAVE 1000' GET AS FAR AWAY AS POSSIBLE AND USE SHIELDING

Large Vehicle Bomb Evacuation Distances

GBI	VEHICLE DESCRIPTION	MAXIMUM EXPLOSIVES CAPACITY	LETHAL AIR BLAST RANGE	MINIMUM EVACUATION DISTANCE	FALLING GLASS HAZARD
	Compact Sedan	500 lbs. 227 kilos (In trunk)	100 Feet 30 Meters	1,500 Feet 457 Meters	1,250 Feet 381 Meters
	Full-Sized Sedan	1,000 lbs. 455 kilos (in trunk)	125 Feet 38 Meters	1,750 Feet 534 Meters	1,750 Feet 534 Meters
	Passenger Van or Cargo	4,000 lbs. 1,818 kilos	200 Feet 61 Meters	2,750 Feet 838 Meters	2,750 Feet 838 Meters
	Small Box Van (14 ft. box)	10,000 lbs. 4,545 kilos	300 Feet 91 Meters	3,750 Feet 1,143 Meters	3,750 Feet 1,143 Meters
	Box Van or Water/Fuel Truck	30,000 lbs. 13,636 kilos	450 Feet 137 Meters	6,500 Feet 1,982 Meters	6,500 Feet 1,982 Meters
	Semi-Trailer	60,000 lbs. 27,273 kilos	600 Feet 183 Meters	7,000 Feet 2,134 Meters	7,000 Feet 2,134 Meters

Source: Bureau of Alcohol, Tobacco & Firearms / TSWG

TRAINING

- TRAIN YOUR PERSONNEL SO THEY ARE PREPARED
- HAVE PERIODIC REFRESHER TRAINING
- USE SCENARIO TRAINING
- TABLETOP EXERCISES
- UPDATE THE PLAN

QUESTIONS??

